

LHC: connect the dots !



What is this ?

At the Large Hadron Collider (LHC), protons collide in the centre of gigantic detectors. Then hundreds of new particles, the tiniest bits of matter (what we are made of, as well as everything around us: air, water, rocks etc.), are produced and fly in all directions away from the collision point.

These particles interact with the detector leaving little dots where they passed. By connecting these dots, we can see the tracks (path) of the particles. These tracks are analysed by the physicists to understand what happened in the collision.

Help the physicists!

On the slice of detector on the right, trace the tracks left by the particles to help physicists identify them! Maybe you will see evidence of a Higgs boson! Follow instructions on the right of the page.

Did you know that...

In reality the LHC detectors record about 1 billion collisions like this each second! You would need a lot of paper and pencils to draw them all. Instead, physicists use many computers (more than half a million processor cores) to store and draw all the tracks. These computers are in 170 data centres around the world!

Do you want to know more ?

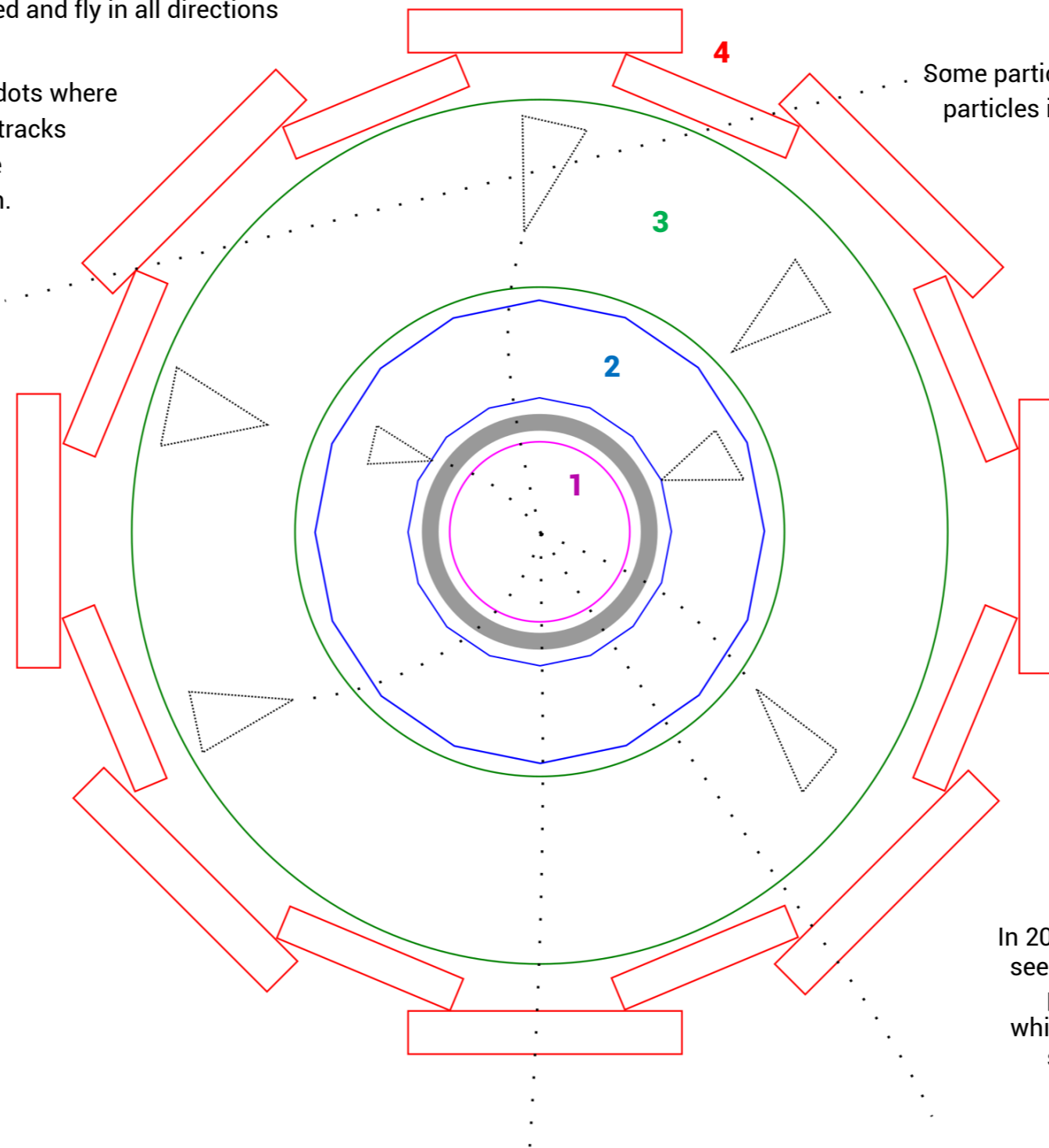
Scan the QR code below to discover more about this collision and find others collisions to analyse.

Come to CERN, in Geneva, Switzerland and visit our permanent exhibitions or get a guided tour of the Laboratory. More info on visit.cern.



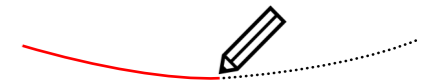
Scan this QR code to find out more about this collision

More collisions on cern.ch/connectdots

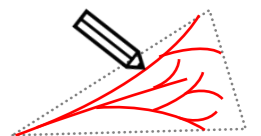


Level 1 – Easy

Take a pencil and connect the dots. That will reveal the tracks left by the particles.



Some particles are stopped by the detector generating dozens of new particles in what we call a *particle shower*. They are represented by triangles. Draw showers in the triangles. Draw showers in the triangles.



Level 2 – Intermediate

Label each track with the name of one of the particles written in the first column of the table. There is a column for each detector part, numbered from the inside out. Identify particles by the traces they left.

Particle	1	2	3	4
Photon		Shower		
Electron	Track	Shower		
Neutron			Shower	
Proton	Track	Track	Shower	
Muon	Track	Track	Track	Track

Level 3 – Advanced

A. Have you found a Higgs boson in this collision ?

In 2012, the LHC detectors found a particle scientists had been seeking for decades: the Higgs boson. When a Higgs boson is produced at the collision point, it turns into other particles, which are then seen in the detector. You can find a Higgs boson by seeing any of these three combinations of particles:

4 muons	2 electrons + 2 muons	2 photons
---------	-----------------------	-----------

If you have not found a Higgs, try another collision...

B. Strange track...

One track does not pass by the point of collision in the centre. What is it ? Scan the QR code on the left to find out!

Collision # 15425874568
Analysed by :